



**Mel Maria
Catholic Primary School
School Performance Data
2021**



Mel Maria Catholic Primary School

School Performance Data 2021

The following information is a Federal Government requirement and pertains to the 2021 school year.

Mel Maria is a two campus, co-educational catholic primary school catering, for approximately 800 children from Pre-Kindergarten to Year Six. Providing an environment based on Gospel values we aim to develop the full potential of every child, promoting a spirit of inquiry and a thirst for knowledge.

The school has a history of academic excellence and is at the forefront of implementing a dynamic curriculum. The ongoing development of numeracy and literacy skills is of a high priority whilst enrichment programmes are conducted on both sites for the gifted and talented children and those needing remediation. A broad range of academic competitions enhance the pastoral and educational programmes offered.

The curriculum also includes Japanese for all children from year three upward and a comprehensive music and instrumental programme, encompassing the performing arts is offered throughout the entire school. Our physical education programme has expanded to include an out of school hours sports programme.

The use of learning technology is fully integrated within the curriculum. Students in Years Four to Year Six students enjoy the benefits of a one to one iPad program. The school library is a focal point for the children providing them with a wide variety of rich resources to stimulate their creativity. Each campus has its own library both of which are networked together. Although physically separated our community endeavours to fulfil the motto of the school. "Unity is Strength".

School Improvement

Annual School Improvement Plan 2021 - Success Measures

- Review and implementation of improved transition data documents to inform practices
- Regular professional development and cluster meetings assessing and moderating students writing
- Year 6 student & Parent survey feedback outlining success 80%

Annual School Improvement Plan Key Goals for 2021

Evangelisation

- Revisit the Evangelisation Plan
- Mentoring and developing Year Six Ministries
- Implementation of the new CEWA Religious Education Guidelines

Aboriginal Education

- Continue to integrate Aboriginal culture into all curriculum areas with a primary connection our our common home connection to Laudato Si.

Curriculum

- Continue whole school focus on personalised learning and links with student achievement – key focus on developing strong literacy and numeracy skills

School Focus

- To examine the configuration and organisation of Mel Maria Catholic Primary School as a dual campus Catholic primary school
- To continue to 'increase' our student numbers, to ensure we can provide the best possible education opportunities for our students

Teacher standards and qualifications

The school employs a total of 87 staff (53 teaching and 34 non-teaching) staff. Collectively the qualifications held by teachers and the number who hold these qualifications:

Number	Degree
10	Masters of Education
39	Bachelor of Education
8	Graduate Diploma of Education
4	Diploma of Teaching
1	Bachelor of Science
1	Diploma of Religious Education
1	Microsoft Certified System Engineer
1	Microsoft Certified System Professional
2	Bachelor of Applied Science (Psychology)
1	Bachelor of Asian Studies
2	Bachelor of Applied Science (Biological Sciences)

Workforce composition

A total of 87 non-indigenous staff members are employed at Mel Maria Catholic Primary School. The table below represents the number of teaching /non Teaching, gender and full time /part time staff

Teaching			
Male	Male	Female	Female
F/T	P/T	F/T	P/T
10	0	25	18

Non Teaching			
Male	Male	Female	Female
F/T	P/T	F/T	P/T
0	2	9	23

Student attendance at school (percentages)

Pre-Primary	Year 1	Year 2	Year 3	Year 4	Year 5	Year 6
91.87	94.94	93.72	95.17	95.27	94.38	95.1

Year Three NAPLAN Results

Year 3 Reading

Year	Australian Mean	School Mean
2016	416	450
2017	422	428
2018	427	438
2019	425	450
2021	424	462

Year 3 Writing

Year	Australian Mean	School Mean
2016	409	444
2017	401	435
2018	395	424
2019	412	437
2021	415	448

Year 3 Spelling

Year	Australian Mean	School Mean
2016	414	445
2017	404	435
2018	411	421
2019	414	424
2021	417	448

Year 3 Grammar and Punctuation

Year	Australian Mean	School Mean
2016	425	425
2017	429	450
2018	424	409
2019	431	459
2021	425	463

Year 3 Numeracy

Year	Australian Mean	School Mean
2016	407	433
2017	413	424
2018	412	440
2019	413	433
2021	409	444

Year Five NAPLAN Results

Year 5 Reading

Year	Australian Mean	School Mean
2016	495	523
2017	500	511
2018	505	530
2019	500	528
2021	505	528

Year 5 Writing

Year	Australian Mean	School Mean
2016	464	482
2017	460	490
2018	452	488
2019	463	494
2021	470	498

Year 5 Spelling

Year	Australian Mean	School Mean
2016	486	515
2017	493	500
2018	497	518
2019	495	526
2021	500	508

Year 5 Punctuation and Grammar

Year	Australian Mean	School Mean
2016	455	515
2017	488	496
2018	496	527
2019	490	521
2021	495	520

Year 5 Numeracy

Year	Australian Mean	School Mean
2016	497	522
2017	498	516
2018	499	518
2019	502	540
2021	502	516

Financial Information

Income	Initial Budget	
Tuition Fee / Private income	\$2,240,175	
State Government Grants	\$1,768,624	
Commonwealth Grants	\$4,674,255	
Capital income/Building Levy	\$496,162	
Other	\$237,120	Income from canteen, uniform , 3 + program
Total	\$9,416,336	
Expenses	Initial Budget	What is included in this expenditure
Tuition Expenditure	\$7,268,454	
Administration/General Expenditure	\$1,976,026	
Trading Expenditure	\$293,532	
Total	\$9,538,012	

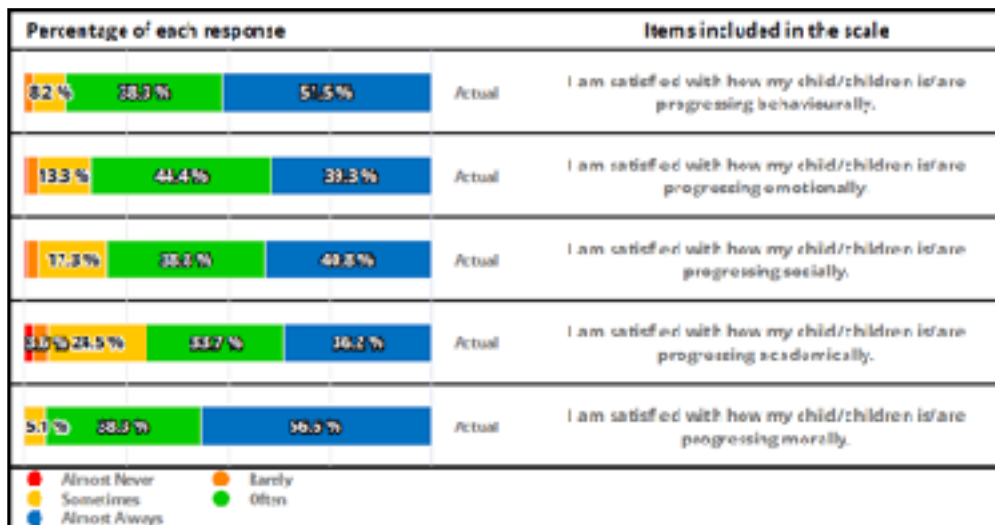
Parent, student and teacher satisfaction

Based on anecdotal discussions with the Principal, feedback at Parent and Friends and School Advisory Council parents expresses a high level of satisfaction with the school and the educational program being offered.

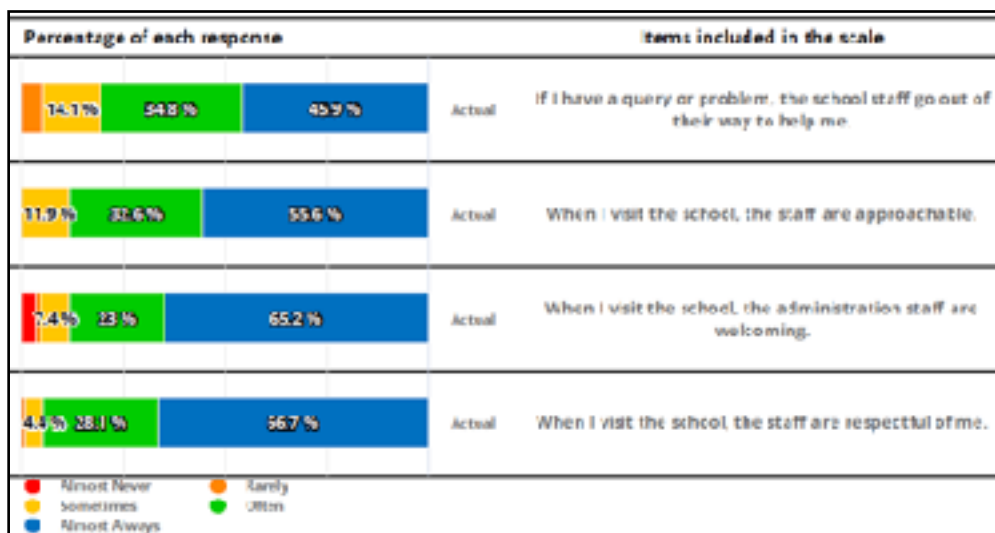
Through a survey, distributed in 2021, the school also collected information from staff, parents and students. Below are the questions and responses from the various groups

Parents:

Satisfaction with their Childs progress:

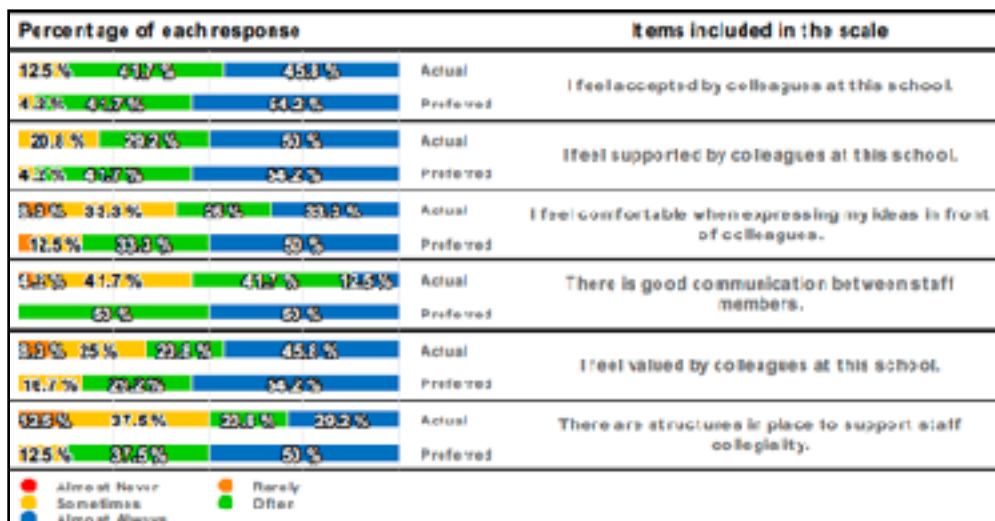


A welcoming School




Staff:

Staff Collegiality

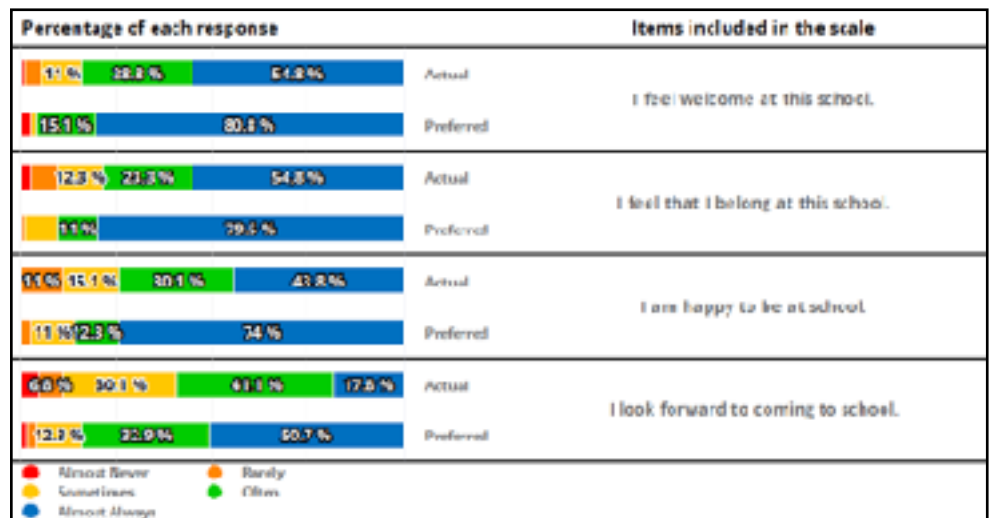


Home-school relations

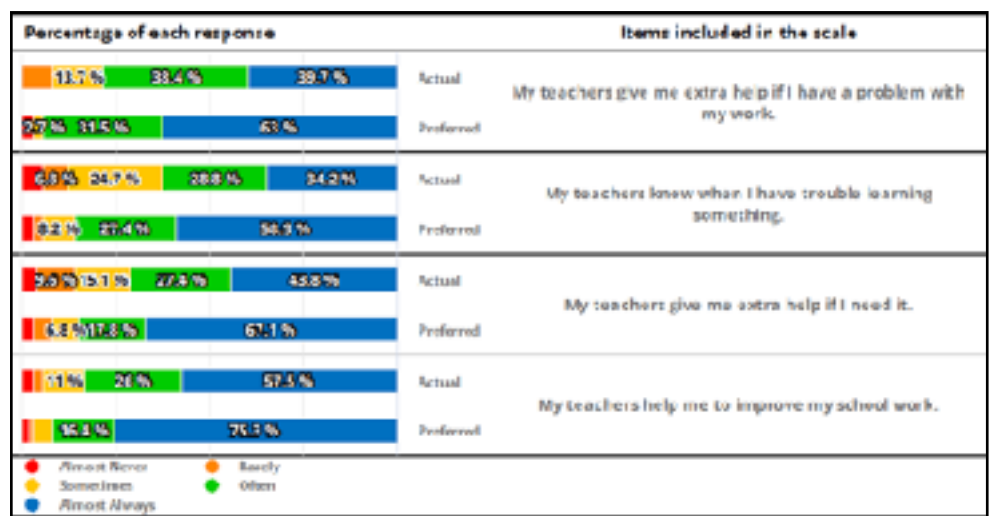


Students:

School consecutiveness



Support for learning



Post -school destinations

School	Number of Students
Applecross Senior High	3
Aquinas College	14
Christian Brothers' College	24
Churchlands Senior High	1
Corpus Christi College	9
Iona Presentation College	6
John Curtin College of the Arts	1
Kennedy Baptist College	1
Santa Maria College	21
Seton College	1

